

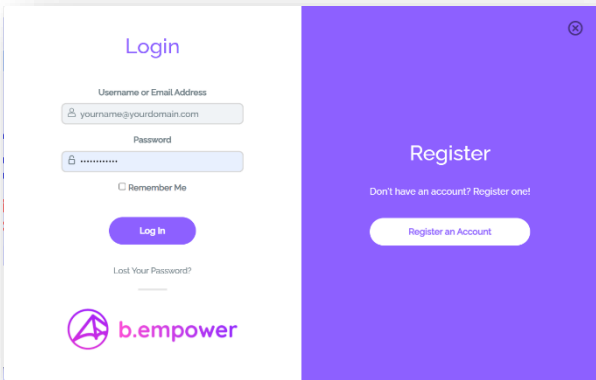
Overview:

- Get your "Group Code" from your instructor.
- Log-in <https://empwr2u.com>. (or step 1 below)
Register a new account if you don't have one.
- Join your instructor's Class Group at <https://empwr2u.com/reg> (or step 2 below).
You don't have to search for the class or online course name.
- Complete your Group Course to get your certificate (step 5 below). You can find the course at <https://empwr2u.com/gcc/> (or from below locations)
 - "My-Courses" page after login
 - "Have A Student Group Code?" top menu ->"Class Groups Joined"
 - My Dashboard -> Group Code Classes
- Once you completed your Group Course (pass the quizzes), you will be presented with a "Certificate" button next to your group course name to download your certificate. (step 6 below)

Terminology:

- Course – A collection of online lessons, topics, evaluation quiz and final quiz hosted by empwr2u.
- Class – A self-hosting workshop (in-person or online) organized by an instructor.
- Class Group – An online group that was created by your instructor for his/her class. All your classmates uses the same Group Code to join this group.
- Group Code – A pass-code that allows you to join the class group. Get it from your instructor.
- Group Course – The Course for your Group.
- Group Code Classes – All your Class Groups.
- Evaluation Quiz – The Online form that you provide feedback about the class/course
- Final Quiz – The Online exam that you need to pass (>80%) in order to get your certificate.


Detailed steps:

<p>1. Register or log in under Empwr2u.com</p> <p>If you register a new account, remember to check your email (and Junk/Spam folder) for your temporary password.</p> <p>Your email should arrive within minutes, but sometime may take up to an hour.</p>	<p>Create an account or log in under empwr2u.com</p> 
--	---

2. Register the class with the group code

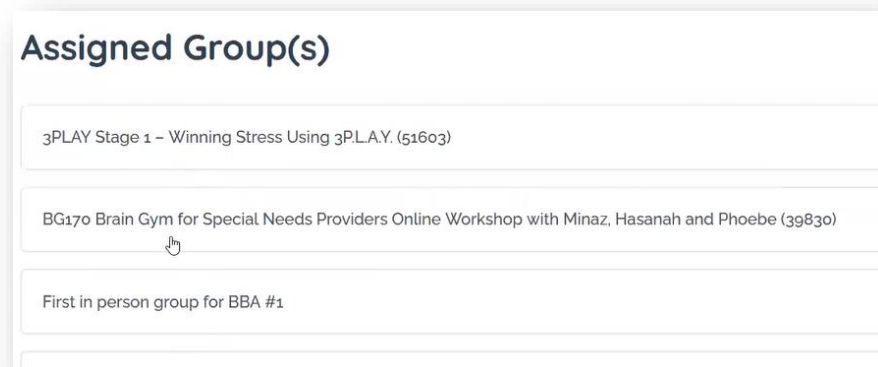
Select “Have a Student Group Code?” on the top menu

- Select “Join A Class”



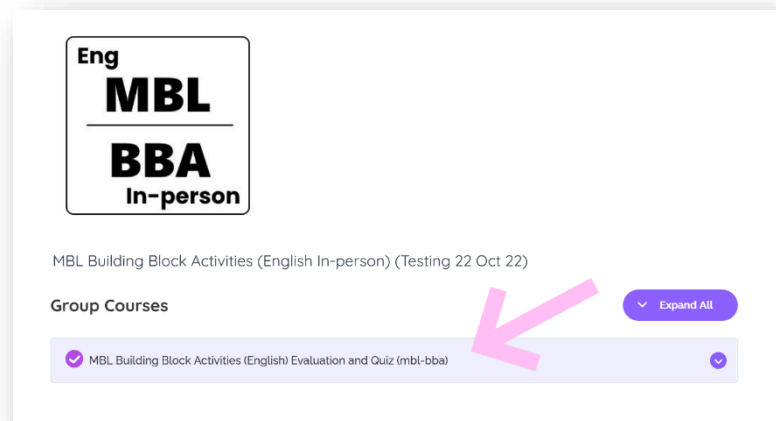
Enter the group code provided by the instructor

Select the class you joined



3. Group Course

Check out the group course and complete the quiz and get the certificate



4. Check your Group Code Classes anytime when you login

Go to my dashboard and select Group Code Classes

My Dashboard

Dashboard

Instructor Dashboard

Empwr2u Classes

Pre-Registered Classes

Group Code Classes

Payment & Order History

Downloads

Addresses

Name and Password

Logout

5. Complete Your Group Course, Evaluation Quiz and Final Quiz

Course Content

Expand All

Onboarding

✓ What is Movement Based Learning (mbl-bba)
3 Topics

Expand

✓ To Get Your Certificate (mbl-bba) Eng
4 Topics

Expand

✓ Join MBL Asia Connect Facebook Group (mbl-bba)

✓ Next Steps for your consideration: (mbl-bba)
4 Topics

Expand


📄 Live Session Evaluation (mbl-bba)

📄 MBL Final Quiz (mbl-bba)

6. Download your Certificate. The “Certificate” button at your course will appear when you have successfully passed the Quiz.

Or you can download it at Group Code Classes page

Or at My Courses page too.


 You've earned a certificate!

Download Certificate


100% COMPLETE 1/1 Courses COMPLETE

Group Courses

Expand All

 MBL Building Block Activities (English) Evaluation and Quiz (mbl-bba)

COMPLETE



Group Code Classes Joined

MBL Building Block Activities (English In-person) (Testing 22 Oct 22)

Certificate

100% complete

Click in to begin

View all myCourses

▼	Movement Based Learning Live in Person Workshop with Kori Li (35410)	
▼	MBL Building Block Activities (English) Evaluation and Quiz (mbl-bba)	100% complete
▼	Movement Based Learning Live Online Workshop with Cheng Yu Chiet (57672)	0% complete

“Group-code” Enrolled Classes

MBL Building Block Activities (English In-person) (Testing 22 Oct 22)

Certificate

100% complete

Click in to begin

Note: If you join a new “Group-code” class, your previous progress of the same course will begin refreshed. This will not affect courses that you took directly on empwrzu.com, nor courses that are not the same as in the new group-code class.